

RESIDENCE 7 BAY LAYOUT QUOTE ORDER



Email: orders@U70.co.uk Website: www.U70.co.uk

Tel: 01376 511360

VIEWED FROM OUTSIDE

► **INVOICE NAME:**

EMAIL:

ADDRESS:

POSTCODE: TEL:

► **CUSTOMER REF:**

DATE OF ORDER:

DATE REQUIRED:

ORIGINAL QUOTE No:

ORDER BY: (PRINT)

SIGNED:

► **PAGE NO:** OF

COLLECTION: DELIVERY:

► **DELIVERY ADDRESS:**

POSTCODE:

► **GLAZING:** SECURE BY DESIGN **WELDED JOINT:** **FRAME FINISH / FOIL COLOUR** WHITE NO FOIL (Standard Internal/External) **BEAD STD** **FURNITURE:** WHITE SATIN

Un Glazed A Rating Triple Glazed **MECHANICAL JOINT:** EXTERNAL: INTERNAL: Int. WHITE NO FOIL **BEAD SQUARE** CHROME GOLD BLACK

► **HERITAGE HANDLES** Monkey Tail Tear Drop Antique Black Hardex Graphite Hardex Gold Hardex Chrome

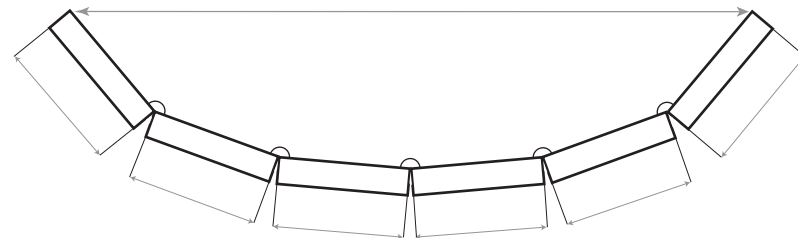
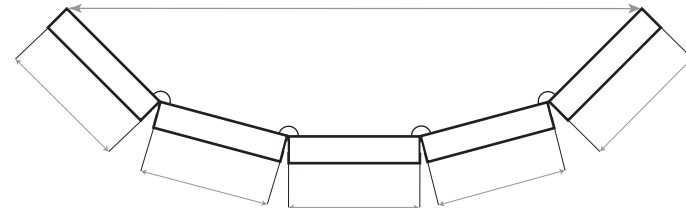
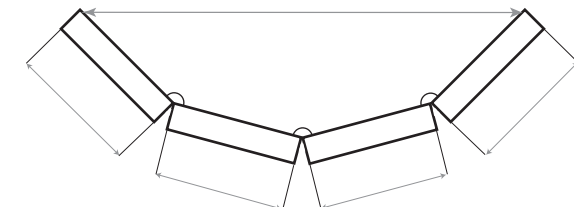


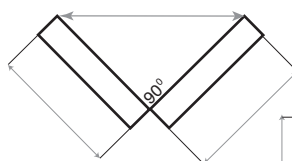
JACKING POLES Required	OVERALL HEIGHT Inc Cill & Add Ons	TRANSOM DROP 420 min	QTY	CILL TYPE (30mm High)					TOTAL CILL HORN SIZE	DRAINAGE		ADD ONS*						OPTIONAL HINGES						T/VENT (& QTY) SASH ONLY	GLASS DESCRIPTION STD SPEC - LOW E, ARGON, WARM EDGE BLACK SPACER PLEASE IDENTIFY WHERE LAMINATE GLASS IS REQUIRED	CLEAR GLASS	ASTRAGAL BARS D/G ONLY
				NONE	95	165 RAD	180	165 RAD		BASE	FACE	TOP	BOT	LEFT	RIGHT	Mega Egress	Dummy Butt (Black)	Dummy Butt (White)	Easy Clean Restrictor	Easy Clean	Top Hung Restrictor						
YES <input type="checkbox"/> mm			<input type="checkbox"/>	<input type="checkbox"/>	<input type="checkbox"/>	<input type="checkbox"/>	<input type="checkbox"/>	<input type="checkbox"/>	<input type="checkbox"/>	<input type="checkbox"/>	<input type="checkbox"/>	<input type="checkbox"/>	<input type="checkbox"/>	<input type="checkbox"/>	<input type="checkbox"/>	<input type="checkbox"/>	<input type="checkbox"/>	<input type="checkbox"/>	<input type="checkbox"/>	<input type="checkbox"/>	<input type="checkbox"/>	<input type="checkbox"/>	<input type="checkbox"/>	<input type="checkbox"/>	<input type="checkbox"/>	<input type="checkbox"/>

FOR BOW BAYS EXACT APERTURE WIDTH & PROJECTION ARE REQUIRED

BOW BAY YES APERTURE WIDTHmm PROJECTIONmm

PLEASE INDICATE WHERE FRAME ADD-ONS ARE REQUIRED*

ONLY INTERNAL BAY DIMENSIONS & ANGLES REQUIRED



WINDOW DESIGNS

--	--	--	--	--	--	--

SPECIAL INSTRUCTIONS:

SPECIAL INSTRUCTIONS: Before ordering please ensure that you are familiar with our products and specifications (check our website for latest details www.U70.co.uk) as we will not accept responsibility for want of knowledge in the event that items do not meet with your requirements. **PLEASE BE AWARE THAT PRODUCTS ARE UPDATED REGULARLY** (WHEN TICKING SECURE BY DESIGN - PLEASE IDENTIFY WHERE LAMINATE GLASS IS REQUIRED - ENERGY RATING IS REDUCED)